

NEW
**RENAULT
MEGANE SEDAN**



**refinement
and technology**





With its refined lines, Renault Megane Sedan has a personality all of its own. From the dynamic brand light to the ergonomics of the digital instrument panel and the 550-litre boot capacity, it is a masterful example of originality. Behind the wheel, assisted by a set of innovative aids, you can rediscover the pleasure of a smooth and relaxed drive.



MEGANE

RENAULT

exceptional design

High-status, convincing and dynamic, new Megane Sedan asserts its smooth lines. Muscular shoulders, chrome front grille and powerful look, the C-shape brand light houses full LED Pure Vision headlights that make night driving safer. Its sleek silhouette conceals a panoramic glass roof that beckons you to ride in a pool of light. Give free rein to your emotions, choose the exceptional.





1

1. 10.2" digital instrument panel with driving information.
2. 9.3" easy link multimedia screen for navigation, radio, music, telephony, applications, etc.



2

**a new travel
experience**




Configurable digital instrument panel with 10.2" screen and navigation mirroring, driver's seat with electric adjustment and position memory*... the attention to detail is everywhere. Enjoy the customisable multi-sense driving system on the 9.3" easy link multimedia screen. A choice of 8 lighting moods and 4 driving modes are available. With Renault easy drive, drive with peace of mind thanks to cutting-edge technologies such as adaptive cruise control, AEBS active emergency braking with pedestrian detection and lane departure warning. At the wheel of new Megane Sedan, you can enjoy unique driving pleasure.

*available exclusively for leather upholstery.




adaptive cruise control

This system helps you maintain a safe distance between you and the vehicle in front of you while driving. It activates the brakes when it gets too close, and the accelerator when the road is clear again.



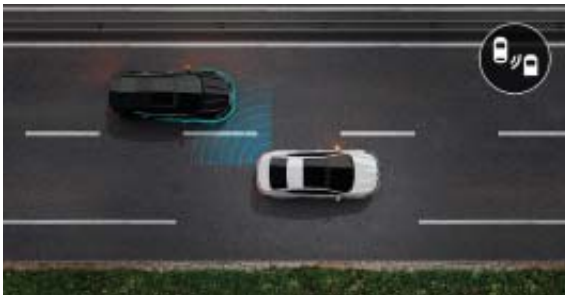
active emergency braking system with pedestrian detection

This system detects pedestrians to the side or in front, and stops the vehicle in the event of any danger. Driving in the city has never been so safe, day or night.



active emergency braking system with vehicle detection

This system detects vehicles to the side or in front, and stops the vehicle in the event of any danger. Driving in the city has never been so safe, day or night.



blind spot warning

Active above 15 km/h, this system uses warning lights to alert you to the presence of vehicles that are not visible in your field of vision.



traffic sign recognition

You are kept informed via the instrument panel of the speed limits along your route thanks to a camera.




hands-free parking

This system makes it easier to park. Your vehicle handles both finding a parking spot and steering. All you need to manage is the speed.

12 driving assistance systems

Renault Megane Sedan is equipped with twelve innovative driving assistance systems. Tried and trusted, it promises a safe and secure driving experience.



safe following distance warning

A sensor on the front of your vehicle calculates the safe following distance between you and the vehicle in front. If there is any risk of collision, the system triggers an audio and visual warning.



lane departure warning

The system informs the driver of unintended crossings of a solid or broken line, using a camera located on the windscreen, behind the rear-view mirror.



active rear vehicle detection

Manoeuvre out of your parking spot more comfortably. The sensors fitted to your vehicle signal an approaching vehicle that you might not have seen.




front and rear parking sensors

These sensors make manoeuvring easier by giving acoustic and visual signals about the proximity of obstacles in front and behind you.



rear view camera

This gives a rearward view on the easy link screen when you engage reverse gear. Superimposed outlines make your manoeuvres easier and safer.



fatigue detection warning

This function analyses your behaviour and warns you of any risk of fatigue in the event of inappropriate steering wheel movements, for example. The warning then recommends you take a break via a visual and audible message on the instrument panel.

colour



Opaque White* (CO)



Quartz White (SEC)



Venetian Red (SEC)



Highland Grey (SEC)



Comet Grey (SEC)



Starry Black (SEC)



Cosmos Blue (SEC)

CO = clearcoat opaque.
SEC: special-effect colour.
photos not contractual.

wheels



16" Florida steel wheel



16" Elliptik steel wheel



16" Celsius alloy wheel



16" Impulse alloy wheel



17" Allium alloy wheel

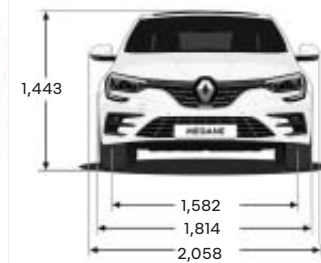
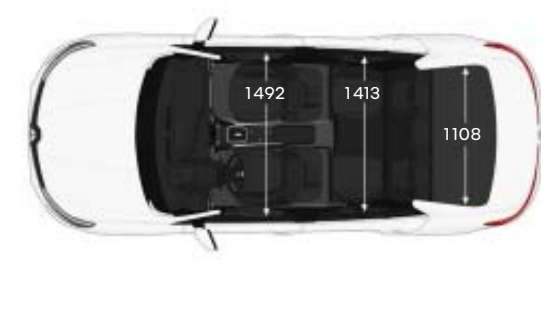
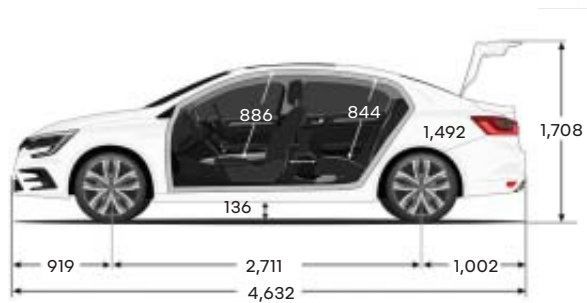


17" Bayadère alloy wheel



18" Hightek alloy wheel

dimensions



dimensions in mm.

accessories

1. **Reversible boot liner.** Ideal for easy transport of your products, particularly dirty items. It can be fitted quickly by adapting to the shape of your boot and effectively protects its original carpeting. Reversible textile/rubber, appropriate for any type of use.



2. Quickfix aluminium roof bars and sliding ski rack. Easy to install, quickfix roof bars are ideal for transporting a roof locker or sliding ski rack. This allows fast loading and unloading.



3. Rubber floor mats with raised edges. Protect your passenger compartment floor with raised-edge, waterproof and easy-to-clean floor mats.



4. Induction charger. Ideal for recharging your phone by simply placing it on the charging base.



5. Tool-free removable towbar. Essential for towing or carrying a bicycle rack or trailer in complete safety, the ball joint can be easily removed without tools.



engines

	TCe 115 GPF	TCe 140 GPF	TCe 140 EDC GPF	Blue dCi 115	Blue dCi 115 EDC
Engines					
Fuel	Unleaded fuel (E10)	Unleaded fuel (E10)	Unleaded fuel (E10)	Diesel	Diesel
Fiscal rating (CV) (France)	6	7	7	6	6
Maximum power kW (hp) / revs (rpm)	84 (115) at 5,250 (TBC)	103 (140) at 4,500	103 (140) at 5,000	85 (115) at 3,750	85 (115) at 3,750
Maximum torque Nm / revs (rpm)	195 at 2,900 (TBC)	240 at 1,600	240 at 1,600	270 at 1,750	270 at 1,750
Gearbox	Manual	Manual	Dual-clutch transmission	Manual	Dual-clutch transmission
Engine type	Turbo - Direct injection	Turbo - Direct injection	Turbo - Direct injection	Turbo - Common rail direct injection	Turbo - Common rail direct injection
Capacity (cm ³)	999	1,333	1,333	1,461	1,461
Number of cylinders/valves	3/12	4/16	4/16	4/8	4/8
Eco technologies			Stop & Start		
Chassis and steering					
Tyre dimensions	205/55R16 - 205/55R17 - 225/40R18 (depending on equipment level)				
Steering - Turning circle, kerb to kerb	11.3				
Performance					
Maximum speed (km/h)		205	205	190	190
0 - 100 km/h (s)		9.6	9.8	11.3	11.2
1,000 m from standing start (s)		30.6	31.6	32.9	33.7
Acceleration: 80 km/h to 120 km/h (s)		7.7/10.1	8.3	8/10.1	8.2
Certification					
Protocol	WLTP ⁽¹⁾				
Emission control standard	Euro 6				
NEDC BT fuel consumption and emissions⁽²⁾ (best case/worst case)					
Combined CO ₂ (g/km)		126/129	118/121	111/113	
Urban cycle (l/100 km)		7.3/7.4	6.3/6.4	5.1	
Extra-urban cycle (l/100 km)		4.9/5.0	4.5/4.7	3.7/3.8	
Combined cycle (l/100 km)		5.5/5.7	5.2/5.3	4.2/4.3	
NEDC BT fuel consumption and emissions⁽²⁾ (Vlow/Vhigh)					
Combined CO ₂ (g/km)		127/130	119/122	112/114	
Urban cycle (l/100 km)		7.3/7.5	6.3/6.4	5.1	
Extra-urban cycle (l/100 km)		4.9/5.0	4.6/4.7	3.8	
Combined cycle (l/100 km)		5.6/5.7	5.3/5.3	4.3	
WLTP fuel consumption and emissions⁽²⁾ (Vlow/Vhigh)					
Combined CO ₂ (g/km)		133/141	134/141	119/127	
Low phase consumption (l/100 km)		7.6/7.7	7.9/8.0	5.2/5.7	
Medium phase consumption (l/100 km)		5.8/6.2	5.8/6.1	4.6/4.9	
High phase consumption (l/100 km)		5.1/5.4	5.0/5.4	4.0/4.2	
Extra-high phase consumption (l/100 km)		6.0/6.5	6.0/6.2	4.8/5.1	
Combined cycle (l/100 km)		5.9/6.2	5.9/6.2	4.5/4.9	
Volumes and weights					
Fuel tank (l)	50	50	50	49	49
Urea solution (Adblue ^{®(3)}) tank (l)	-	-	-	16	16
Kerb weight (kg)	1,238	1,278	1,306	1,367	1,394
Maximum permissible laden weight (MPLW) (kg)	1,788	1,829	1,854	1,917	1,943
Gross train weight (GTW) (kg)	3,438	3,479	3,504	3,567	3,593
Max. braked towing weight (kg)	1,650	1,650	1,650	1,650	1,650

* certification in progress. (1) WLTP (Worldwide harmonized Light vehicles Test Procedures): this new protocol provides results much closer to those found in daily use compared to the NEDC protocol. (2) Fuel consumption and CO₂ emissions are certified using a standard, regulatory method. This method is identical for all manufacturers and enables vehicles to be compared. (3) Actual fuel and AdBlue[®] consumption depends on vehicle use, equipment, the user's driving style and loading.

equipment and options

Life

Safety and driving assistance

- ABS + AFU
- Driver front/side airbags
- Hill Start Assist
- Eco mode programme
- Electronic Stability Control (ESC)
- Cruise control/speed limiter
- Indirect tyre pressure monitoring system

Comfort

- Manual heating and air conditioning system and passenger compartment filter
- Electric one-touch windows at the front and the rear
- Soft-touch steering wheel
- 1/3-2/3 folding rear bench seat
- Heated electric power-fold door mirrors, body-coloured

Multimedia

- Instrument panel with 4.2" digital display and analogue counters
- 4.2" Bluetooth® radio with audio controls on the steering wheel

Interior Design

- Carbon fabric upholstery
- Carbon-effect dashboard insert and door panels

Exterior Design

- Bumper grille with chrome insert
- Black wing badge
- Body-coloured door handles and door mirror shells
- 16" Florida wheel trim
- Bumper grille with chrome insert

Option

- Spare wheel

Zen

Comfort

- Central console with armrest and cup holders
- Rear parking sensors
- Automatic rain detection and headlight activation
- Automatic dual-zone heating and air conditioning system

Multimedia

- Instrument panel with customisable 7" digital screen
- Renault easy link with 7" screen without Apple CarPlay™ and Android Auto™ compatible navigation system

Interior Design

- Carbon fabric upholstery
- Grey dashboard insert and door panels

Exterior Design

- Chrome exterior weatherstrips
- Black wing badge
- 16" Flexwheel

Options

- Navigation pack
- City pack
- Safety pack
- Spare wheel

Intens

Safety and driving assistance

- Fatigue detection warning
- Front and rear parking sensors

Comfort

- Rimless electrochromatic interior rear-view mirror
- Electric parking brake
- Keyless entry: automatic locking/unlocking of opening elements when moving away from the vehicle
- Electric folding door mirrors

Multimedia

- Renault multi-sense
- Renault easy link with 7" screen and Apple CarPlay™ and Android Auto™ compatible navigation system
- USB ports: 1 front and 2 rear

Interior Design

- Mixed black fabric/leatherette upholstery
- Brushed aluminium-effect dashboard insert and door panels
- Leather* steering wheel
- Ambient lighting in the front

Exterior Design

- Chrome wing badge
- Glossy black radiator grille with chrome inserts
- Black rear bumper with chrome insert
- 16" Erbé Grey diamond-cut alloy wheels
- Pure Vision Full LED headlights
- LED daytime running lights with C-Shape brand light and LED indicators at the front
- Front fog lights
- Tinted windows and rear screen


Options

- Navigation pack
- Safety pack
- Leather* pack
- Easy Trunk Access
- Sunroof
- Spare wheel

Android Auto™ is a trademark of Google Inc. Apple CarPlay™ is a trademark of Apple Inc.

*All seats mentioned as being leather in this document are partly made of real leather and partly of coated textile.

The gear knobs and steering wheels mentioned in leather are split leather. Please contact your sales advisor for more details on the materials used.



configure and order your Renault Megane Sedan on www.renault.com

Every precaution has been taken to ensure this publication was accurate and up to date at the time of printing. This document was created using pre-production and prototype models. In line with its policy of continuous product improvement, Renault reserves the right to modify the specifications, vehicles and accessories described and featured at any time. Renault dealers are notified of such modifications as quickly as possible. Depending on the country of sale, certain versions may differ and certain equipment may be unavailable (as standard, on option or as an accessory). Please contact your nearest dealer for the latest information. For technical printing reasons, the colours featured in this document may differ slightly from those of the actual paintwork or interior trim. All rights reserved. Reproduction in any format and by any means of all or part of this publication is prohibited without prior written authorisation from Renault.

Publicis – photo credits: Maground, RECOM, © Renault Marketing 3D Commerce, Pagécran – printed in EC – xxxxxxxxxx – October 2021.

Renault s.a.s. French simplified joint-stock company with capital of €533,941,113.00 / 13-15, quai Le Gallo – 92100 Boulogne-Billancourt Cedex – Nanterre Trade & Companies Registry B 780 129 987 / Tel.: 0806 00 20 20.

Renault recommends 

    renault.com